

Searching Users


PHPKB has a feature to filter knowledge base users by specifying parameters in the search form. Expand **Users** section in left navigation bar and click on **Search** link to open **Search Users** page as shown in the screenshot below:












Specify one or more parameters for searching users in the search form and click the search button. Search parameters are explained below:

1. Enter the keywords you want to search in the **Keywords** field.
2. **Search-In** field allows you to search the users by name, email address or username individually or in all together.

3. In **Search Type** you can mark any of following options:
 - Any Word** will return results that contain any of the keywords you have entered.
 - All Words** will return results that contain all the keywords you have entered.
 - Exact Match** will return results that exactly match the keywords you have entered.
4. Select **Active** in **Status** to search for active users and **Inactive** to search for users with inactive status. By default, **Any** is selected which will search for both active and inactive users.
5. Select a **Level** (See: [PHPKB Users](#)) to search for specific type of user. By default, **All** is selected which searches users irrespective of their level.
6. Click on **Search** button and result(s) will appear on the right side of the page as shown in the figure below:

Search Results
10 results found

First < Page 1 of 1 > Last 

<p>Preet kaur</p> <p>Level:  Member</p> <p>Username: Preet kaur</p> <p>User Since: Apr 27, 2016</p>	<p>Email: mangeet.kmc@gmail.com</p> <p>Status:  Active</p>	<p></p> <ul style="list-style-type: none">  Edit  Delete  Deactivate User
<p>Md. Aamir</p> <p>Level:  Writer</p> <p>Username: Md. Aamir</p> <p>User Since: Apr 27, 2016</p>	<p>Email: mangeet.kmc@gmail.com</p> <p>Status:  Active</p>	
<p>Raman Verma</p> <p>Level:  Writer-Trusted</p> <p>Username: Raman</p> <p>User Since: Apr 27, 2016</p>	<p>Email: mangeet.kmc@gmail.com</p> <p>Status:  Active</p>	<p></p>

7. Result screen displays user details such as name, username, level, email address and status. You can click on **Actions** button to edit, delete or deactivate the user.

Custom Fields

Applicable To: Standard Edition, Standard (Multi-Language) Edition, Enterprise Edition (MySQL), Enterprise Multi-Language Edition (MySQL), Enterprise Edition (SQL Server), Enterprise Multi-Language Edition (SQL Server)

Online URL: <https://www.knowledgebase-script.com/kb/article/searching-users-98.html>